



LVN CORPORATION

(A Complete Solution for Industrial & Health Care Products and Services)



Elitech®



RC-5

Quick Start Guide



World Health
Organization





LNV CORPORATION

(A Complete Solution for Industrial & Health Care Products and Services)

Elitech[®]

Install Battery

1. Use a proper tool (such as a coin) to loosen the battery cover.



2. Install the battery with "+" side upward and keep it under the metal connector.



3. Put the cover back and tighten the cover.



Note: Do not remove the battery when the logger is running. Please change it when necessary.



LVN CORPORATION






(A Complete Solution for Industrial & Health Care Products and Services)

Elitech[®]

Install Software

1. Please visit www.elitechlog.com/softwares. Select and download the software.
 2. Double click to open the zip file. Follow the prompts to install it.
 3. When the installation is completed, the ElitechLog software will be ready to use.
- Please disable the firewall or close the antivirus software if necessary.

Start/Stop Logger

1. Connect the logger to a computer to sync the logger time or configure parameters as needed.
2. Press and hold  to start the logger until  shows. The logger starts logging.
3. Press and release  to shift between display interfaces.
4. Press and hold  to stop the logger until  shows. The logger stops logging.

Please note all the recorded data cannot be changed for security reasons.



World Health
Organization





LVN CORPORATION

(A Complete Solution for Industrial & Health Care Products and Services)

Elitech®

⚠ Important !

- ◆ Please store the logger in indoor environment.
- ◆ Do not use the logger in corrosive liquid or excessive heat environment.
- ◆ If this is the first time you use the logger , it is suggested to connect the logger to a computer to sync the time.
- ◆ Please dispose or handle the waste logger properly by local legislation.



World Health
Organization





LVN CORPORATION

(A Complete Solution for Industrial & Health Care Products and Services)

Elitech[®]

Configure Software

1.Download Data: ElitechLog software will automatically access the logger and download the recorded data to local computer if it finds the logger is connected. If not, manually click “Download Data” to download the data.

2.Filter Data: Click “Filter Data” under Graph tab to select and view your desired time range of the data.

3.Export data: Click “Export Data” to save Excel/PDF format files to local computer.

4.Configure options: Set logger time, log interval, start delay, high/low limit, date / time format, email etc. (Check User Manual for default parameters)

Note: New configuration will initialize previous recorded data. Please make sure to back up all necessary data before you apply new configurations.

Refer to “Help” for more advanced functions. More product information are available on the company website www.elitechlog.com.



World Health
Organization






LVN CORPORATION

(A Complete Solution for Industrial & Health Care Products and Services)

Elitech[®]

Troubleshooting

If...	Please...
only a few data was logged.	check whether the battery is installed; or check if it was installed correctly.
the logger does not log after start up	check whether start delay is enabled in the software configuration.
the logger cannot stop logging by pressing the button  .	check parameter settings to see if button customization is enabled (default configuration is disabled.)



World Health
Organization





LNV CORPORATION

(A Complete Solution for Industrial & Health Care Products and Services)

Elitech[®]

Technical Specifications

Recording Options	Multi-Use
Temperature Range	-30°C to 70°C
Temperature Accuracy	±0.5(-20°C/+40°C);±1.0(other range)
Temperature Resolution	0.1°C
Data Storage Capacity	32,000 readings
Shelf Life/Battery	Six months ¹ /CR2032 button cell
Recording Interval	10s~24hour adjustable
Startup Mode	Button
Stop Mode	Button, software or stop when full
Protection Class	IP67
Weight	35g



World Health
Organization





LVN CORPORATION

(A Complete Solution for Industrial & Health Care Products and Services)

Elitech[®]

Certifications	EN12830, CE, RoHS
Validation Certificate	Hardcopy
Software	ElitechLog Win or Mac (latest version)
Report Generation	PDF /Word/Excel/Txt report
Password Protection	Optional on request
Connection Interface	USB 2.0, A-Type
Alarm Configuration	Optional, 2 points
Reprogrammable	With free Elitech Win or MAC software
Demensions	80mmx33mmx14mm(LxWxH)
1. Depending on optimal storage conditions (±15°C to +23°C/45% to 75% RH)	



World Health
Organization

